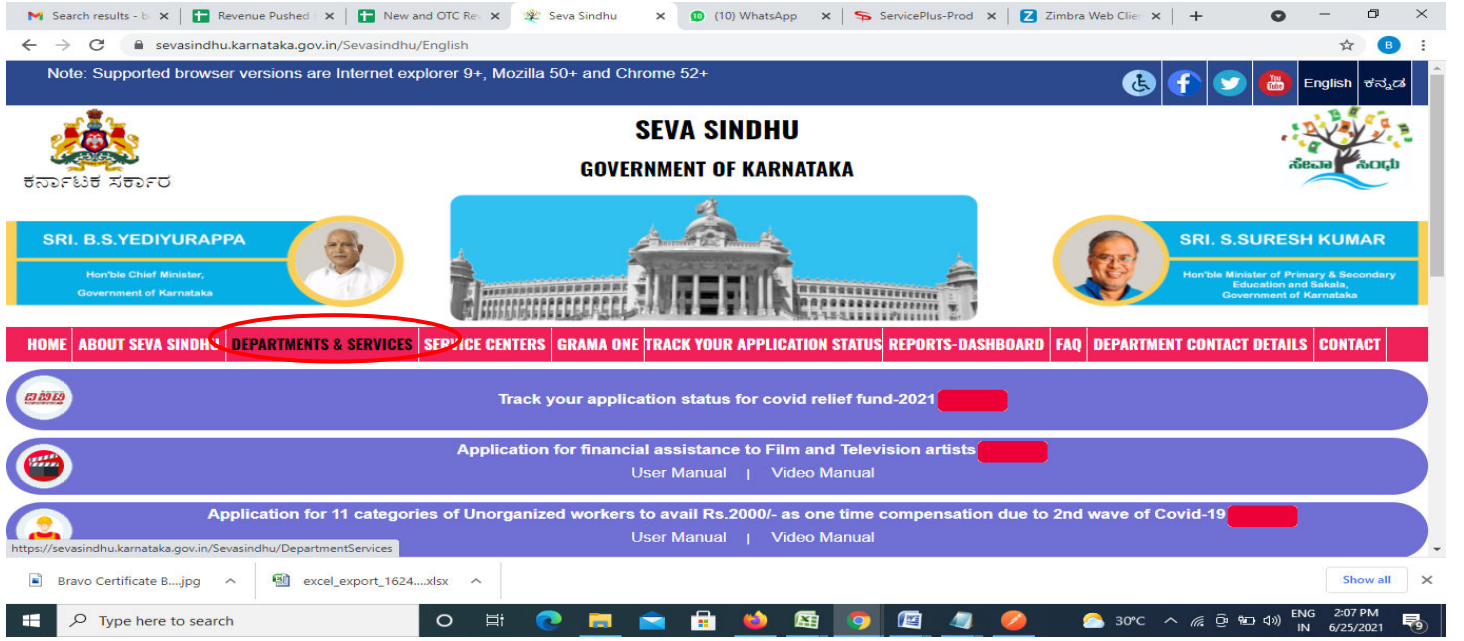
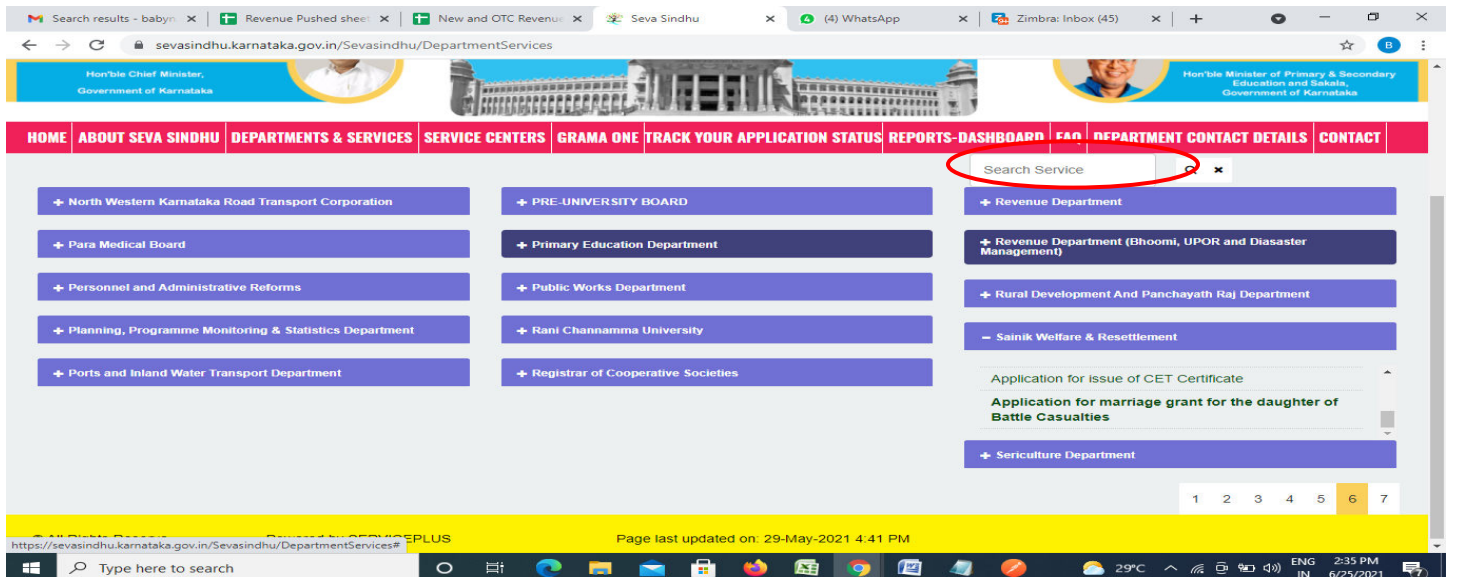


ಸೈನಿಕ ಕಲ್ಯಾಣ ಮತ್ತು ಪುನರ್ವಸತಿ ಇಲಾಖೆ
Department of Sainik Welfare
ಯುದ್ಧದಲ್ಲಿ ಮಡಿದ / ಅಂಗವಿಕಲರಾದ ಮಾಜಿ ಸೈನಿಕರ ಮಗಳಿಗೆ
ಮದುವೆ ಅನುದಾನಕ್ಕಾಗಿ ಅರ್ಜಿ
Application for marriage grant for the daughter of Battle Casualties

Step 1: Go to sevasindhu.karnataka.gov.in website and click on **Departments & Services**



Step 2: Click on **Sainik Welfare** and select **Application for marriage grant for the daughter of Battle Casualties**. Alternatively, you can search Application for marriage grant for the daughter of Battle Casualties in the **search option**



Step 3 : Click on Apply online

The screenshot shows a web browser window with the URL sevasindhu.karnataka.gov.in/Sevasindhu/DepartmentServices. A modal window is open with the title "Application for marriage grant for the daughter of Battle Casualties". The modal contains the following information:

- Eligibility:** NA
- Supporting Document:**
 1. Copy of PPO
 2. Discharge Book
 3. Marriage Registration Certificate
 4. Bride SSLC Certificate
 5. Copy of Exserviceman or Widow Identity Card
 6. ESM School Leaving Certificate (TC) SSLC Marks Card
- Application Fee :** Rs 5000
- Service Charge (Free for Online Submission) :** Rs.30
- Delivery Time (Days) :** 7 Days
- Procedure for applying:**
 1. Applicant shall fill the form & upload necessary documents to apply for this service
 2. The department shall process the valid application
 3. Once the service is delivered, the applicant is notified

A green "Apply Online" button is located at the bottom right of the modal and is circled in red. The browser's address bar shows the URL <https://serviceonline.gov.in/karnataka/directApply.do?serviceld=1480>. The Windows taskbar at the bottom shows the time as 2:35 PM on 6/25/2021.

Step 4: Enter the username, password/OTP, captcha and click on Log In button

The screenshot shows the login page on serviceonline.gov.in/karnataka/directApply.do?serviceld=1456. The page contains the following elements:

- A text input field for the username containing "9611106670".
- A password input field with a "GET OTP" button next to it.
- A captcha image showing "153836" and a corresponding input field containing "153836".
- A green "LOG IN" button, which is circled in red.
- A link for "Forgot Password?".
- A link for "Don't have an account? Register HERE".

The Windows taskbar at the bottom shows the time as 11:51 AM on 5/17/2021. An "Activate Windows" watermark is visible in the bottom right corner.

Step 5: Fill the Applicant Details

The screenshot shows the 'Applicant Details' section of the application form. The form is titled 'ಸೈನಿಕ ಕಲ್ಯಾಣ ಮತ್ತು ಪುನರ್ವಸತಿ ಇಲಾಖೆ Sainik Welfare & Resettlement' and 'ಯುದ್ಧದಲ್ಲಿ ಮಡಿದ / ಅಂಗವಿಕಲರಾದ ಮಾಜಿ ಸೈನಿಕರ ಮಗಳಿಗೆ ಮದುವೆ ಅನುದಾನಕ್ಕಾಗಿ ಅರ್ಜಿ Application for marriage grant for the daughter of Battle Casualty'.

ಅರ್ಜಿದಾರರ ವಿವರಗಳು/Applicant Details

Applicant/ಅರ್ಜಿದಾರ *	<input checked="" type="radio"/> Ex-Servicemen <input type="radio"/> Widow of Ex-Servicemen	Mobile Number/ಮೊಬೈಲ್ ನಂಬರ್ *	7411601421
Name of applicant/ಅರ್ಜಿದಾರರ ಹೆಸರು *	Kavya G D	Email Address/ಇಮೇಲ್ ವಿಳಾಸ	kavya@gmail.com
Name (As per Service Record)/ಹೆಸರು (ಸೇವಾ ಧಾಖಲೆ ಪ್ರಕಾರ) *	Kavya G D		

Step 6: Verify the details. If details are correct, select the checkbox **I agree & Submit**

The screenshot shows the 'Declaration' and 'Word verification' sections of the application form. The 'IFSC Code' is CNRB0000522.

ಘೋಷಣೆ/ Declaration

I hereby declare that the particulars given above are true to the best of my Knowledge and belief./ಮೇಲೆ ನೀಡಲಾದ ವಿವರಗಳು ನನ್ನ ಜ್ಞಾನದ ಮತ್ತು ನಂಬಿಕೆಯ ಸಂಪೂರ್ಣ ಸತ್ಯವಾಗಿರುತ್ತದೆಂದು ನಾನು ಪ್ರಮಾಣೀಕರಿಸುತ್ತಿದ್ದೇನೆ.

I Agree *

Additional Details

Apply to the Office * Sainik Welfare District Office(DISTRICT - BENGALURU RURAL) - Rural/Urban

Word verification

797877

Please enter the characters shown above

797877

Buttons: Draft, **Submit**, Close, Reset

Step 7: A fully filled form will be generated for user verification. If have any corrections, Click on **Edit** option otherwise Proceed to attach annexures.

The screenshot shows a web browser window with the URL <https://serviceonline.gov.in/karnataka/applyPageForm.do>. The page displays a form with the following details:

ಅರ್ಜಿದಾರರ ವಿವರಗಳು/Applicant Details

Applicant/ಅರ್ಜಿದಾರ :	Ex-Servicemen
Mobile Number/ಮೊಬೈಲ್ ನಂಬರ್ :	7411601421
Name of applicant/ಅರ್ಜಿದಾರರ ಹೆಸರು :	Kavya G D
Email Address/ಇಮೇಲ್ ವಿಳಾಸ :	kavya@gmail.com
Name (As per Service Record)/ಹೆಸರು (ಸೇವಾ ಧಾಖಲೆ ಪ್ರಕಾರ) :	Kavya G D
DOB :	18-07-1994

ಅರ್ಜಿದಾರರ ವಿಳಾಸ/Applicant address

Address Line 1/ವಿಳಾಸ ಸಾಲು 1 :	18 cross Marenahalli
Address Line 2/ವಿಳಾಸ ಸಾಲು 2 :	Vijayanagara
Country/ದೇಶ :	India
State/ರಾಜ್ಯ :	KARNATAKA
District/ಜಿಲ್ಲೆ :	TUMAKURU
Postal / Zip Code/ಅಂಚೆ / ಪಿಸ್ ಕೋಡ್ :	560040

Step 8 : Click on **Attach annexures**

The screenshot shows the same web browser window, now displaying the following details:

ಬ್ಯಾಂಕಿನ ವಿವರಗಳು/ Bank Name/ಬ್ಯಾಂಕಿನ ಹೆಸರು : Canara

Branch/ಶಾಖೆ : tumakuru

IFSC Code/ಐ.ಎಸ್.ಎಫ್.ಸಿ ಕೋಡ್ : CNRB0000522

ಘೋಷಣೆ/ Declaration

I hereby declare that the particulars given above are true to the best of my Knowledge and belief.ಮೇಲೆ ನೀಡಲಾದ ವಿವರಗಳು ನನ್ನ ಜ್ಞಾನದ ಮಟ್ಟಿಗೆ ಸಂಪೂರ್ಣ ಸತ್ಯವಾಗಿರುತ್ತವೆ ಎಂದು ನಾನು ಪ್ರಮಾಣೀಕರಿಸುತ್ತಿದ್ದೇನೆ.

I Agree : Yes

Additional Details

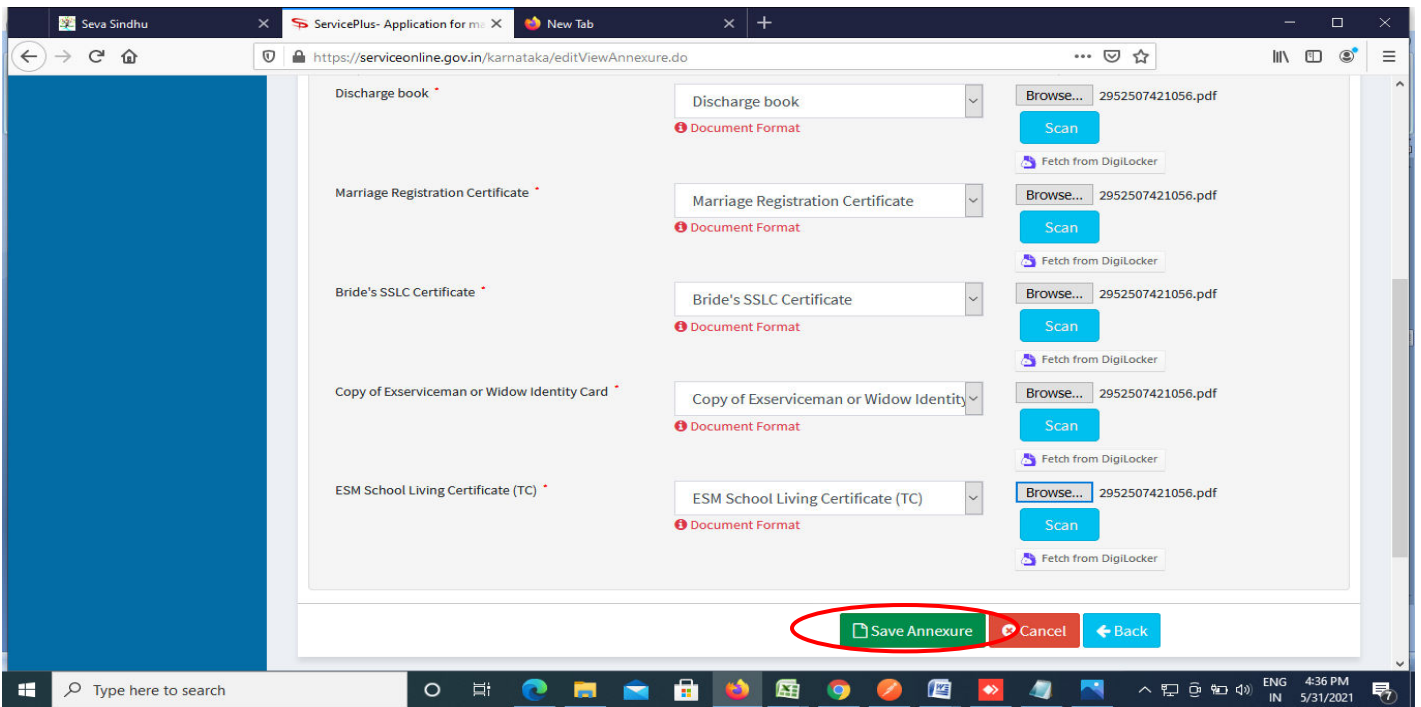
Apply to the Office : Sainik Welfare District Office(DISTRICT - BENGALURU RURAL)

Draft Reference No : Draft_SK801S/2021/00004

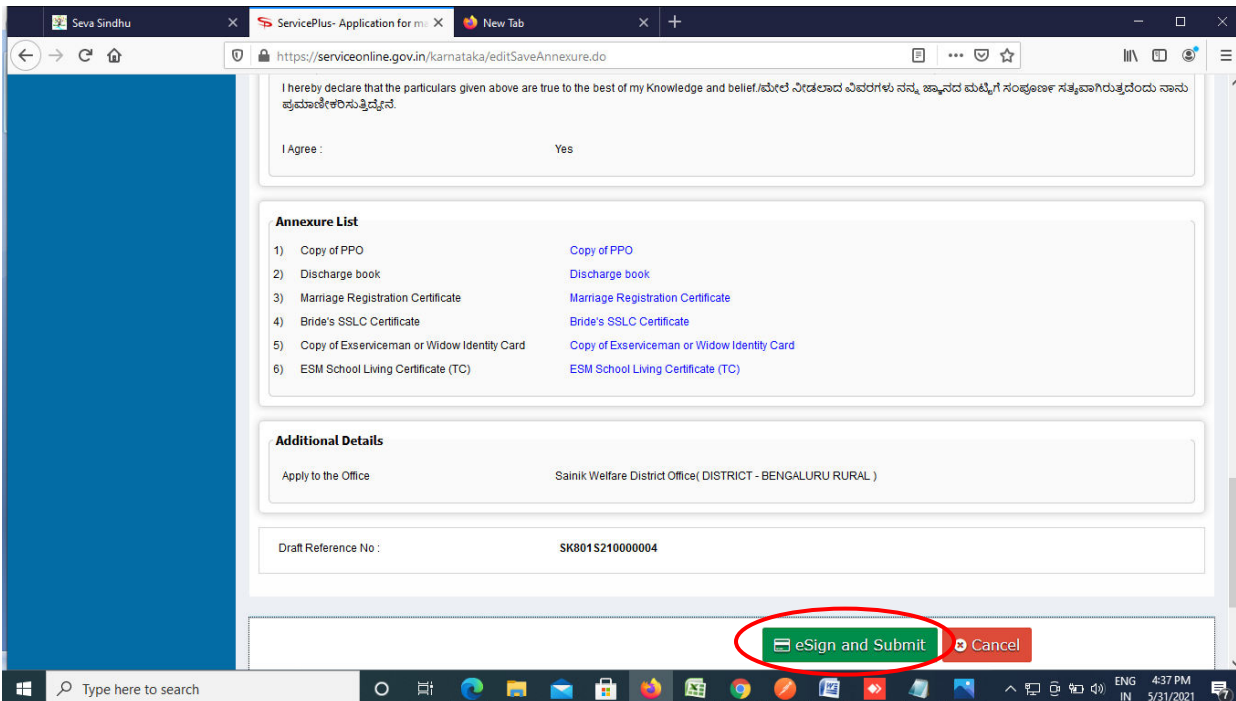
31/5/2021 04:34:50 IST <http://serviceonline.gov.in/karnataka>

At the bottom of the form, there are four buttons: **Attach Annexure** (highlighted with a red circle), **Edit**, **Cancel**, and **Click here to initiate new application**.

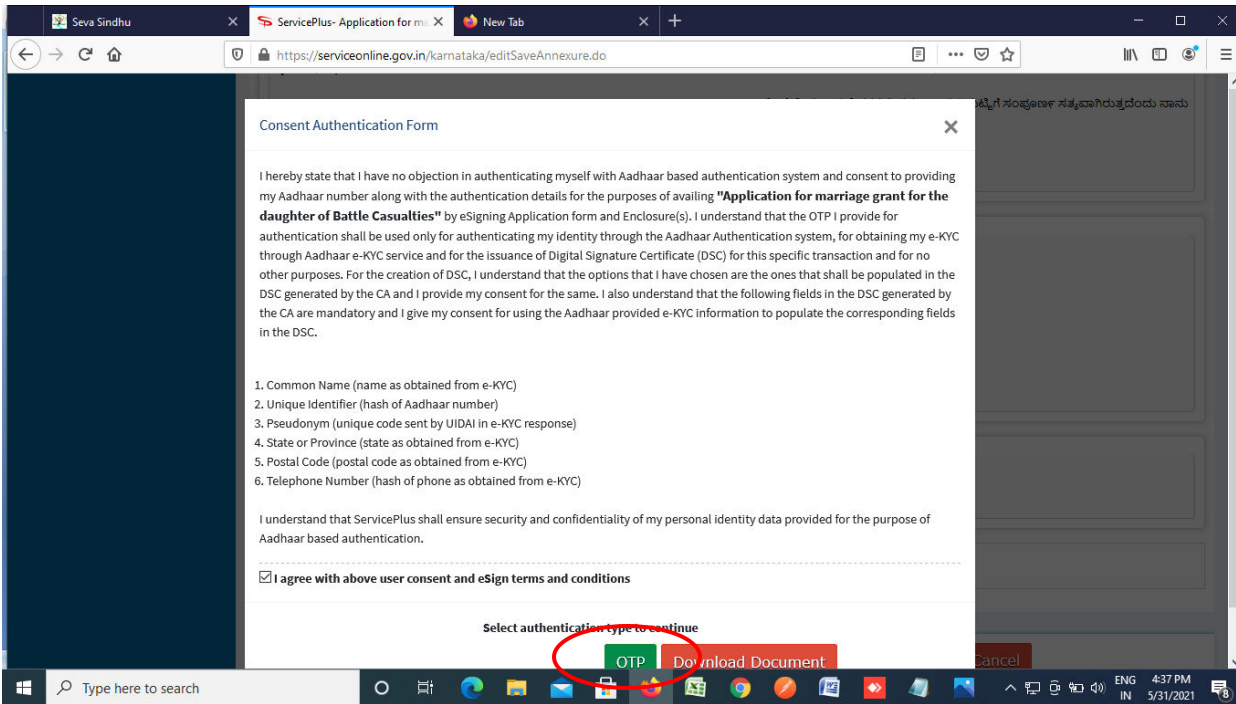
Step 9: Attach the annexures and click on save annexures



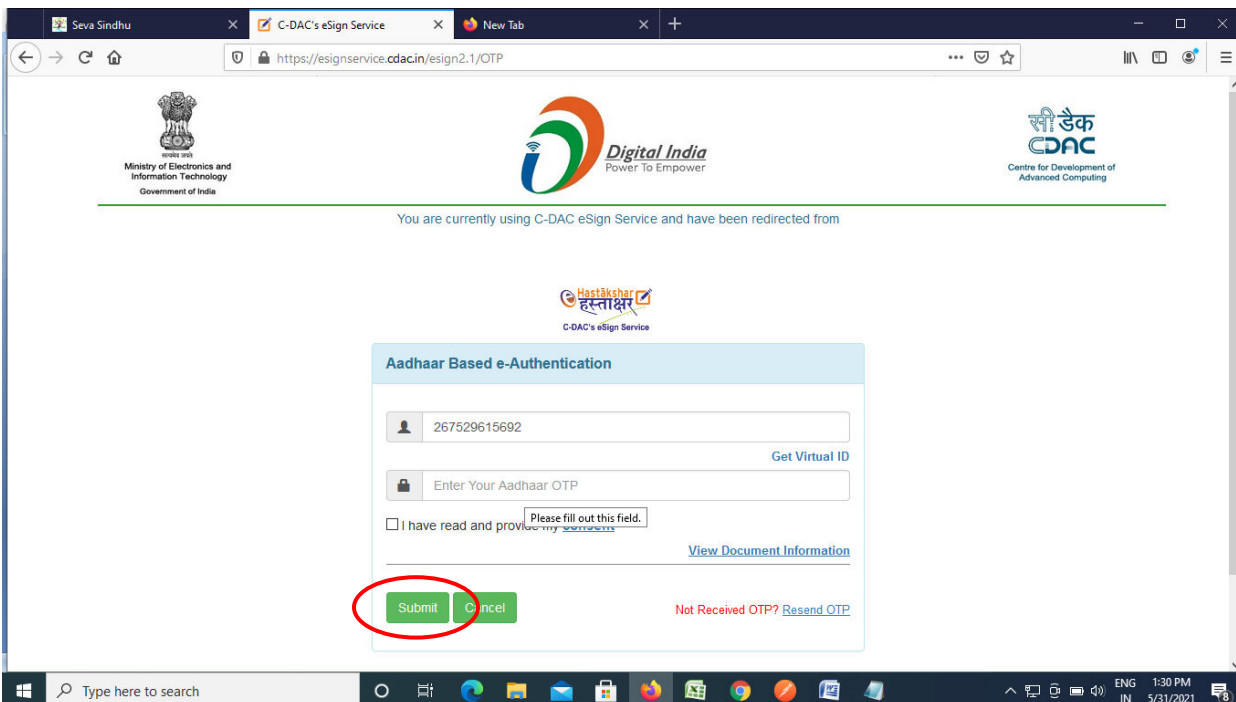
Step 10 : Saved annexures will be displayed and click on eSign & Submit to proceed.



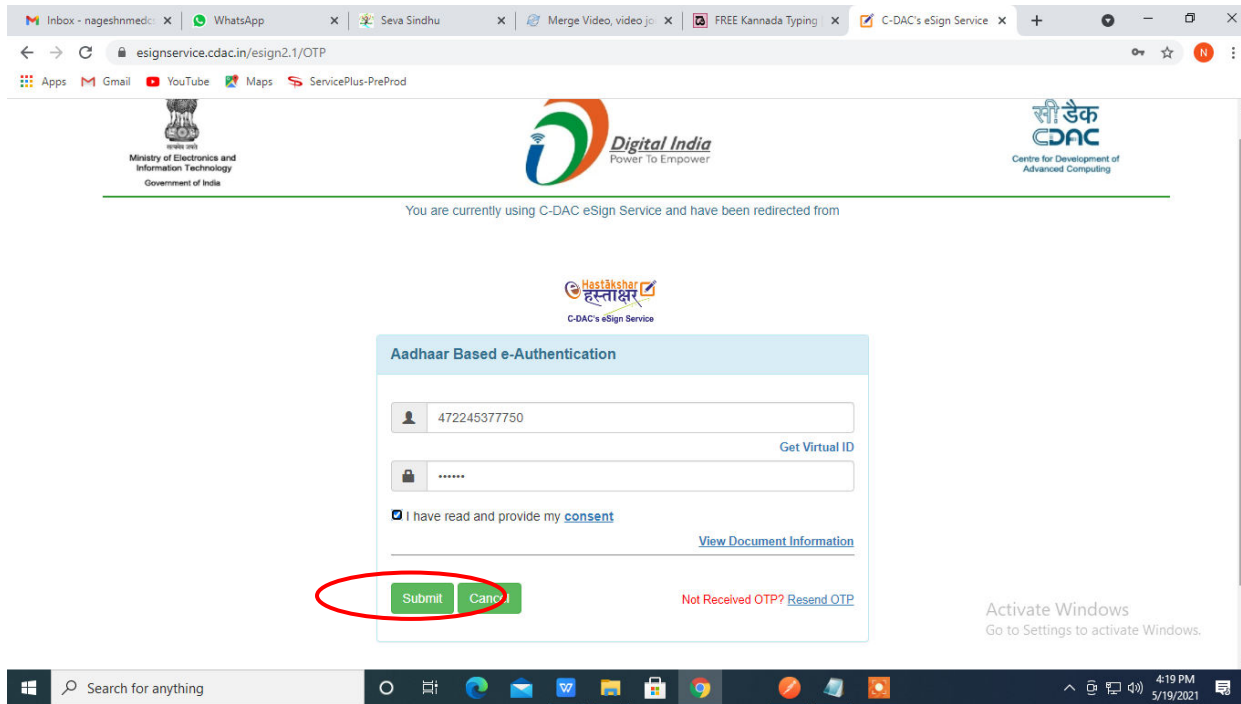
Step 11 : Click on I agree with above user consent and eSign terms and conditions and Select authentication type to continue and click on **OTP**.



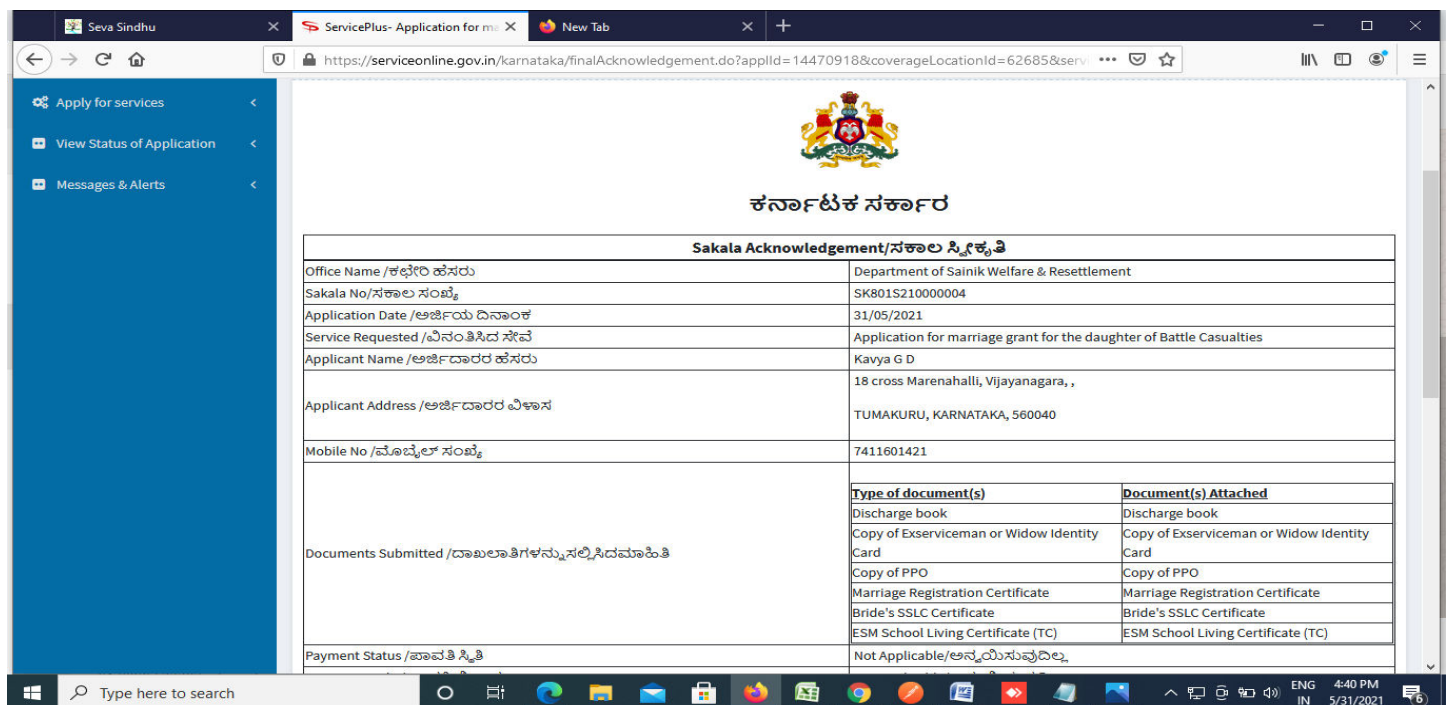
Step 12 : Enter Aadhar Number and click on get OTP



Step 13 :Enter OTP and click on Submit



Step 14 : After submission, acknowledgement will be generated. Acknowledgment consists of applicant details, application details and the payment details for applicant's reference.



Step 15 : To download the certificate, go to the sevasindhu.karnataka.gov.in and click on **Registered Users Login Here**

sevasindhu.karnataka.gov.in/Sevasindhu/English

User Manual | Video Manual

Call Center Number - 8088304855/ 6361799796 /9380204364 / 9380206704 - 9AM TO 6PM (Except Government Holidays)

RAISE YOUR COMPLAINT

NEW USERS REGISTER HERE

REGISTERED USERS LOGIN HERE

✓CHECK YOUR APPLICATION STATUS FOR REVENUE DEPARTMENT

Enter Application No. [Search]

✓NUMBER OF TRANSACTIONS

11085456

WHAT'S NEW

- Apply for Sindhutva Pramana Patra (ONLY FOR APPLICANTS WHO HAVE RECEIVED SMS)
- Application for Family ID/New NPHH (APL) Ration Card
- Procedure to fix* Invalid Transaction for e-sign process* in Firefox browser
- Promotional Campaigns
- Click here for GramOne Franchises

Help | Feedback form | Sevasindhu Video Manual | Page last updated on: 11-June-2021 3.00PM | Website visitor count is 3 9 0 1 4 2 9 3 | Site Map | Website policy

Step 16 : Once the login page is open, enter your username, password/OTP, captcha and click on **Submit**.

serviceonline.gov.in/karnataka/

ಸೇವಾ ಸಿಂಧು SEVA SINDHU

Apply for Service

9611106670

..... [Get OTP]

552319 Type here [Refresh]

Submit

Forgot Password | New users Register here | Know Your Eligibility

Check Your Application Status

Select Department [Dropdown]

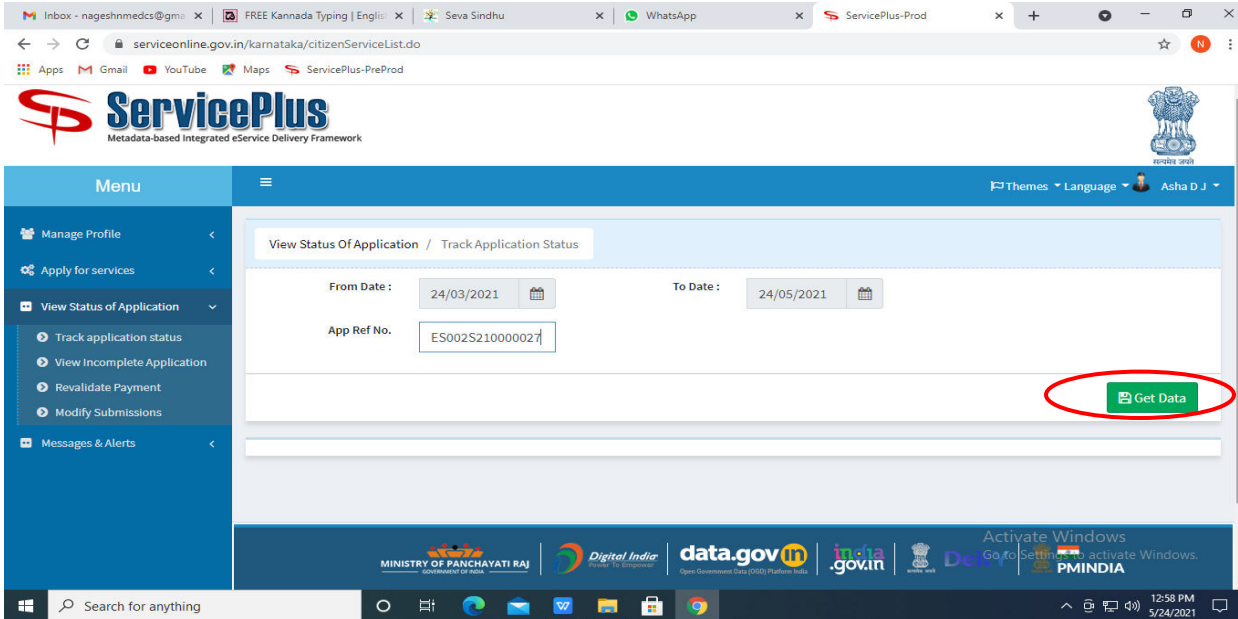
Select Service [Dropdown]

Enter your Application ID [Input]

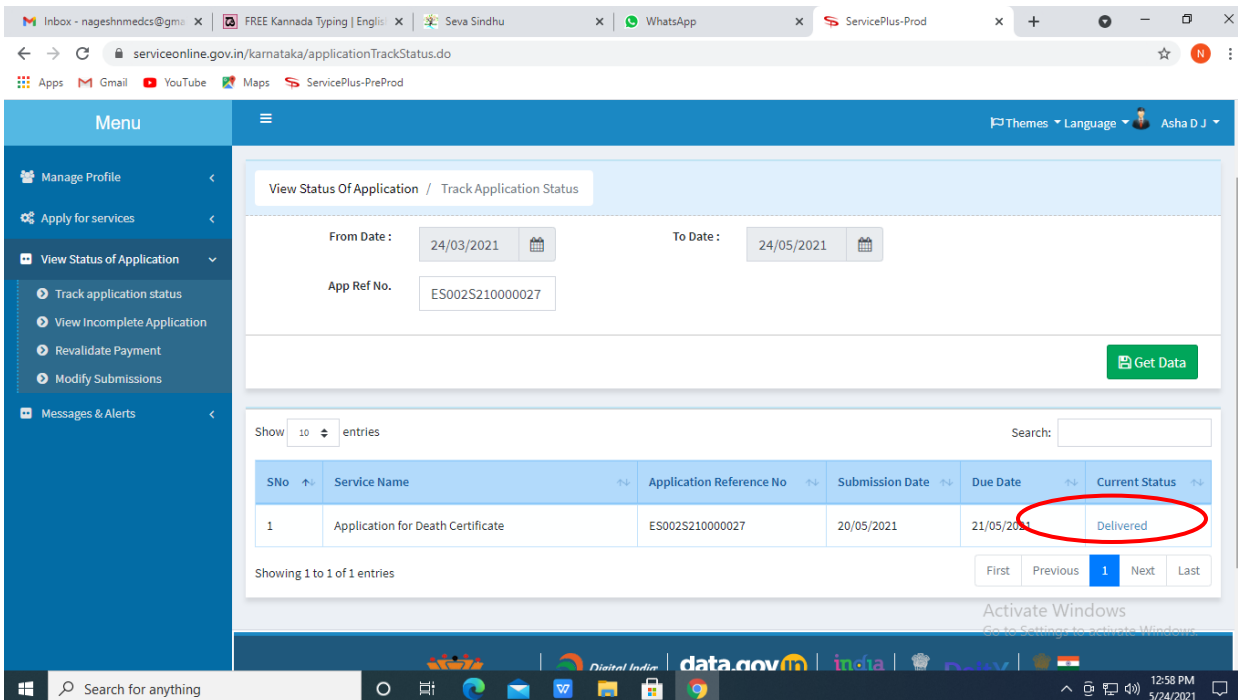
Check Status Now [Button]

© All Rights Reserved | Powered by SERVICEPLUS

Step 17 :Click on **View Status of Application --> Track application status**. Enter Application Reference Number (you can refer to Acknowledgment/SMS to get Application Reference Number) and click on **Get Data**.



Step 18 : Check Current Status of the application. If it is delivered, Click on **Delivered**.



Step 19 :Under Issue Document(s), click on **Output certificate**

ServicePlus-Prod
Metadata-based Integrated eServices

Menu

- Manage Profile
- Apply for services
- View Status of Application
 - Track application status
 - View Incomplete Application
 - Revalidate Payment
 - Modify Submissions
- Messages & Alerts

Status of Application

Application Reference Number : ES002S210000027

Name of the Service : Application for Death Certificate

Applied By : Asha D J

Application due Date : 21/05/2021

S.No.	Task Name	Form Details	Issued Document(s)	Status	Remarks
1	Application Submission	View	Acknowledgement	Completed	NA
2	Push application data to DB	NA	Nil	Forwarded	View
3	Callback Webservice	NA	Output Certificate	Delivered	View

Showing 1 to 1 of 1 entries

Step 20 : Application for marriage grant for the daughter of Battle Casualties Certificate will be downloaded. You can print the certificate if required.

WPS Office

Application for ...gree Certificate | User Manual - Death Certificate | HE003S210000023.pdf

Menu | Home | Insert | Comment | Edit | Page | Protect | Tools

Hand Tool | Select Tool | Edit Text | Edit Picture | PDF to Office | PDF to Picture | Annotate | Rotate | Auto Scroll | Read Mode | Background | Screen Grab | Find | Highlight | Note

Mangalore University

No: HE003S210000023
Date: 24/05/2021

Sub: Approval of Issue of Duplicate Degree Certificate

We are pleased to inform you that the Duplicate Degree Certificate HE003S210000023 has been dispatched to your mailing address provided to the University

The Dispatch details are as follows:

Courier Name / Post: tet

Dispatch Date: 24/05/2021

Tracking ID : test

Website address of the Courier / Speed Post: es

For any clarification please contact us.

Date: 24/05/2021

Registrar

Activate Windows
Go to Settings to activate Windows.